

DACRYL®



TUBULAR PROFILE FURNITURE

technical drawing B

TUBULAR PROFILE: DETAILS AND FINISHES

Holes for fixing Dacryl® panels

Wall mountings
tubular profile

Tubular profile
in steel 16x16 with flat of
width 40 ép 3 glued

Covering plate width 40 mm
th 2 mm with folded returns
lacquered finish / screw fastening



Dimensions

• Square tubular steel structure
for Dacryl® th. 15 mm: 16x16 mm

for Dacryl® th. 18 and 20 mm :
20x20 mm


• Square tubular structure
aluminium (wet rooms)
20x20 mm only

• Finishing plates thickness 2 mm
width 40 mm with folded returns


Specifics

• Bending possibles


Frame finishes




Anodized
aluminum




Black RAL
9005 Epoxy




Grey epoxy
RAL 7016



Anodic Bronze
epoxy




White
RAL 9010 Epoxy




Gold Pearl
epoxy

Other finishes on quotations




Clear Grey epoxy
RAL 9006



Steel Bronze
epoxy


Finishing dishes




Anodized
aluminum




Black RAL
9005 Epoxy




Gold Pearl
époxy




Stainless steel
Mirror polished



Brushed
aluminium




White
RAL 9010 Epoxy




Steel Bronze
epoxy




Stainless steel
Brushed



Clear Grey epoxy
RAL 9006




Anodic Bronze
epoxy



Brass
Polished



Grey epoxy
RAL 7016



Brass
Brushed

TUBULAR PROFILE FURNITURE

Technical drawing ref. B



Uses

- Counter front
- Reception Bank

Bindings

- Apply
- Top & Bottom

Specifics

- Dacryl® thickness 15 mm
- Provide waterproof leds for bars
- Possible bends
- Trim plates width 40 mm

Deliverables

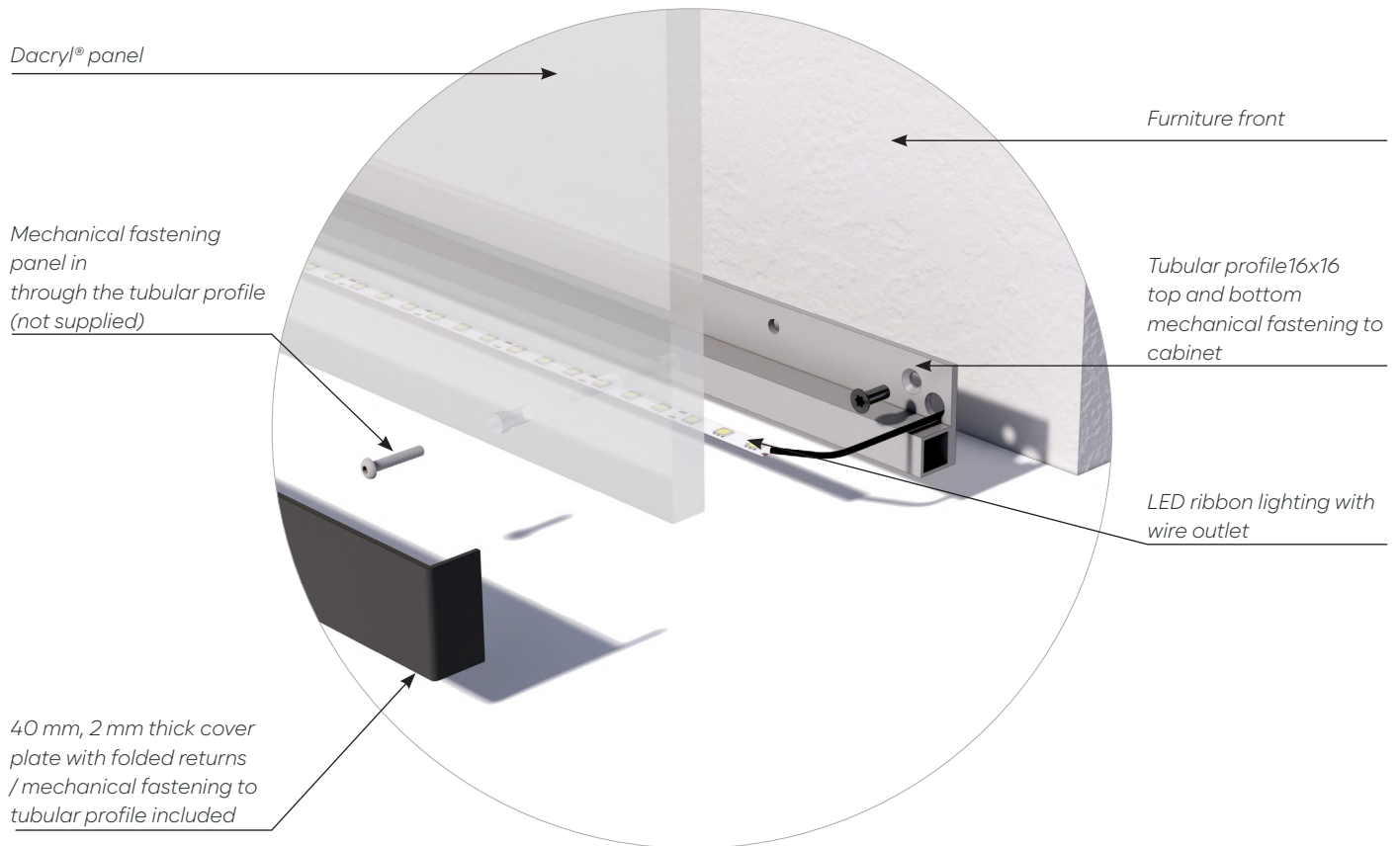
Delivered in kit:

- Pre-drilled Dacryl® panels thickness 15 mm
- Pre-drilled top and bottom tubular profiles
- LED lighting with soldered wire outlet ready to install and connect
- Power supply 220 V for 12v/24v LED lighting
- Covers with folded returns and fixing screws

TUBULAR PROFILE FURNITURE

Technical drawing ref. B

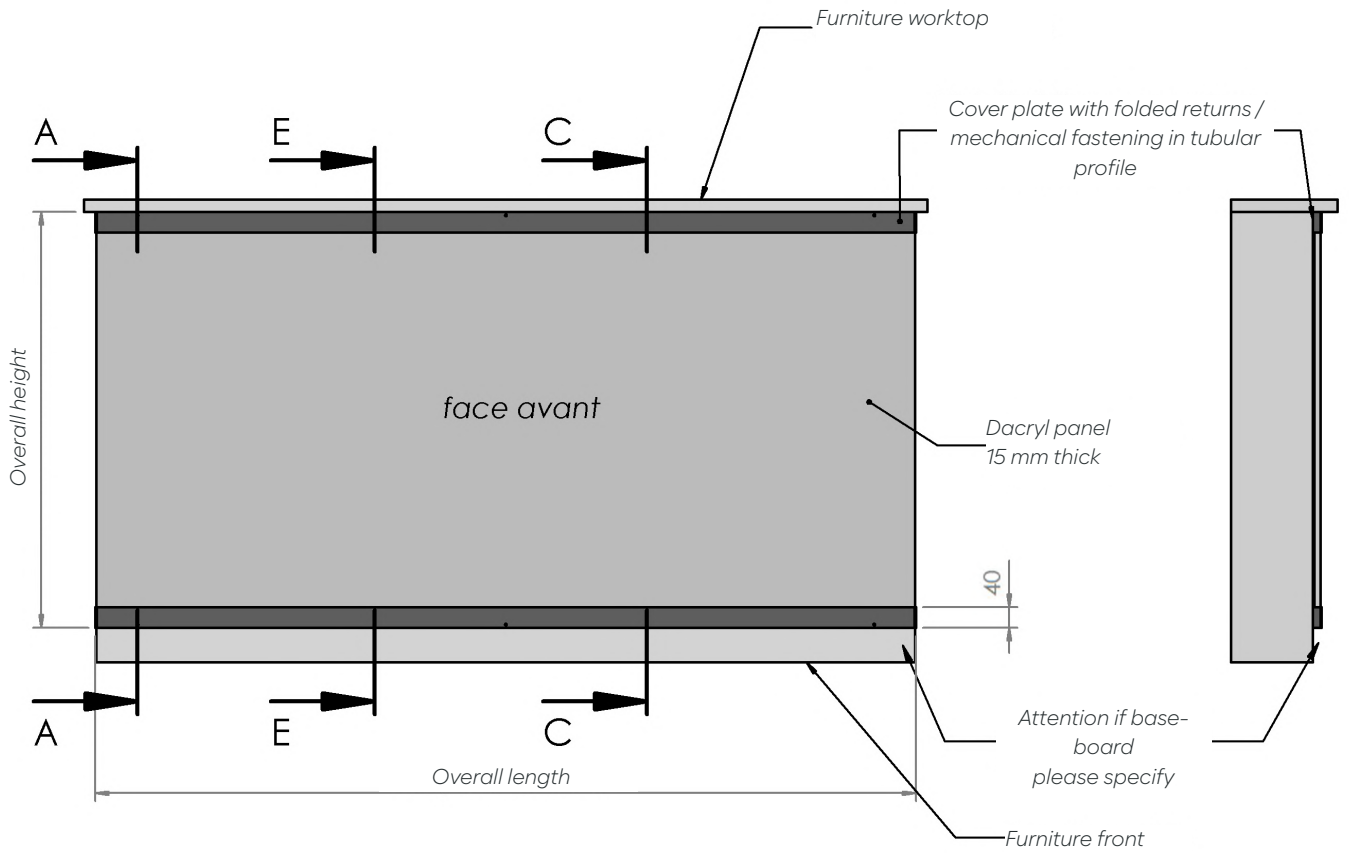
Description of deliverables



TUBULAR PROFILE FURNITURE

Technical drawing ref. B

General informations



Exploded view of delivered parts to be mounted on furniture fronts

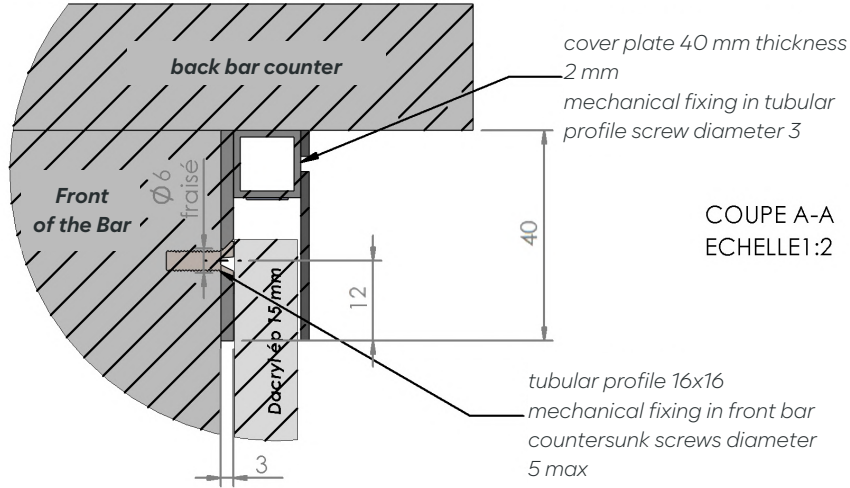


TUBULAR PROFILE FURNITURE

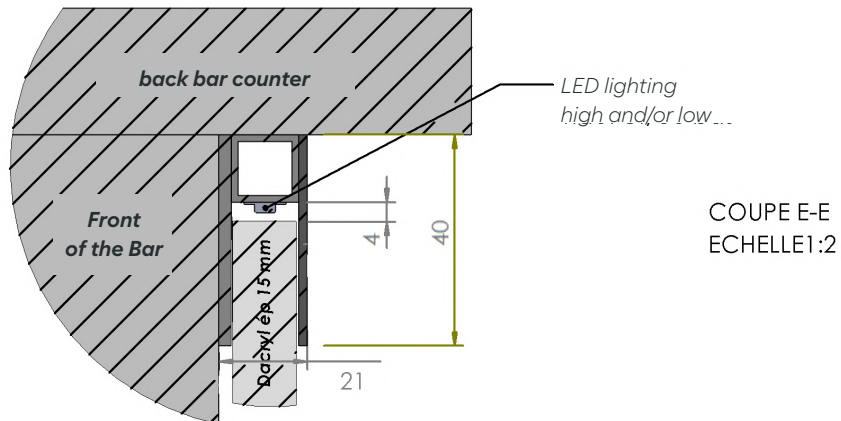
Technical drawing ref. B

Technical plan product description

SURFACE MOUNTING OF THE TUBULAR PROFILE



PANEL AND LEDS POSITIONING



PANELS BINDINGS

