


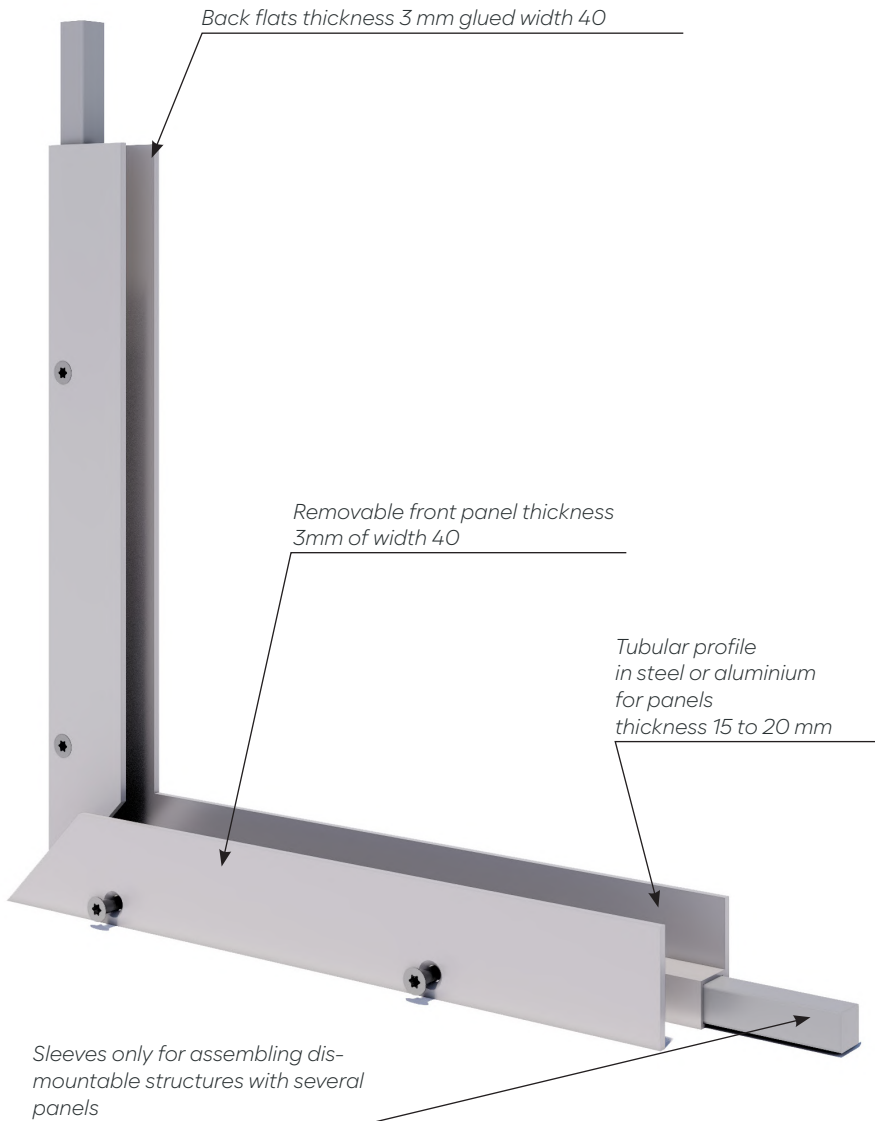
DACRYL®



STRAIGHT TUBULAR FRAME: ARTWORK

technical drawing W-A

TUBULAR SYSTEM: DETAILS AND FINISHES



Dimensions

• Square tubular structure in steel

for Dacryl® 15 mm thick:
16 × 16 mm

for Dacryl® th. 18 and 20 mm :
20 × 20 mm

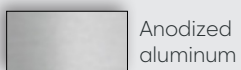
• Square tubular structure aluminium or stainless steel (wet rooms)

20 × 20 mm only

• Closing dishes
width 40 mm / thickness 3 mm

• Finishing plates
width 20 mm / thickness 2 mm

Frame finishes




Anodized aluminum




Black RAL 9005 Epoxy



Grey epoxy RAL 7016



Anodic Bronze epoxy



White RAL 9010 Epoxy




Gold Pearl epoxy

Other finishes on quotations

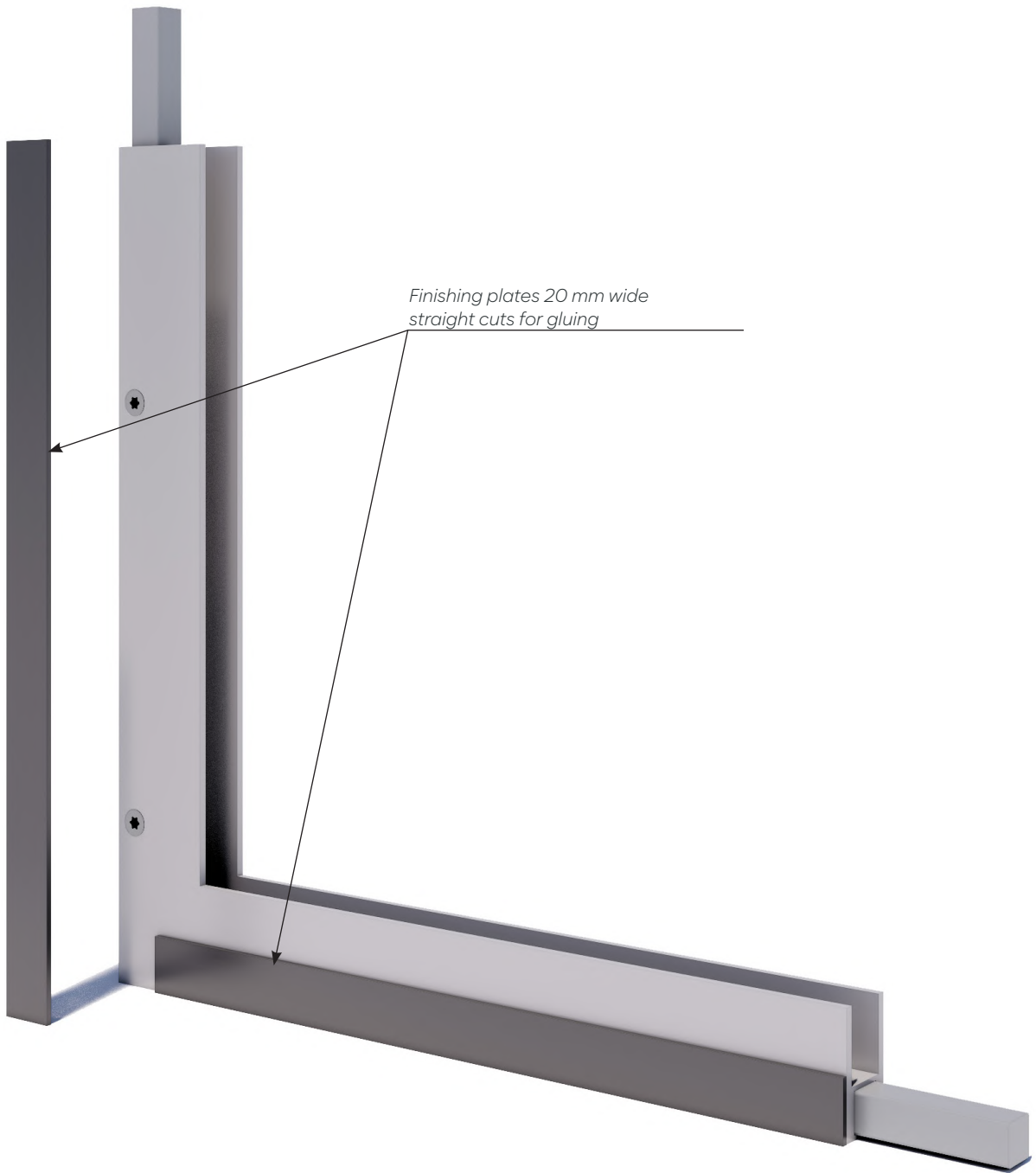


Clear Grey epoxy RAL 9006




Steel Bronze epoxy


TUBULAR SYSTEM: DETAILS AND FINISHES



Finishing dishes




Anodized
aluminum




Brushed
aluminium




Black RAL
9005 Epoxy




White
RAL 9010 Epoxy




Clear Grey epoxy
RAL 9006




Grey epoxy
RAL 7016




Gold Pearl
époxy



Steel Bronze
epoxy




Anodic Bronze
epoxy



Stainless steel
Mirror polished



Stainless steel
Brushed




Brass
Polished



Brass
Brushed

STRAIGHT TUBULAR FRAME : ARTWORK

Technical drawing ref. W-A



Artwork straight tubular frame, black epoxy

Uses

- Partition wall straight / verse
- Impost
- Wall application

Bindings

- Floor - ceiling
- Floor - wall
- Wall sconce

Dimensions

- Size 2500 x 1000 mm

- Square tubular structure in steel

for Dacryl® 15 mm thick:
16 × 16 mm

- Closing dishes
width 40 mm / thickness 3 mm

- Finishing plates
width 20 mm / thickness 2 mm

Deliverables

Delivered pre-assembled:

- Dacryl® panels inserted in tubular frame for transport and installation
- When not surface mounted, remove panels from frame for frame installation
- LED lighting with soldered wire outlet, installed and ready to use. connect
- Power supply 220 V for 12v/24v LED lighting
- Finishing dishes delivered separately, ready to glue

STRAIGHT TUBULAR FRAME : ARTWORK

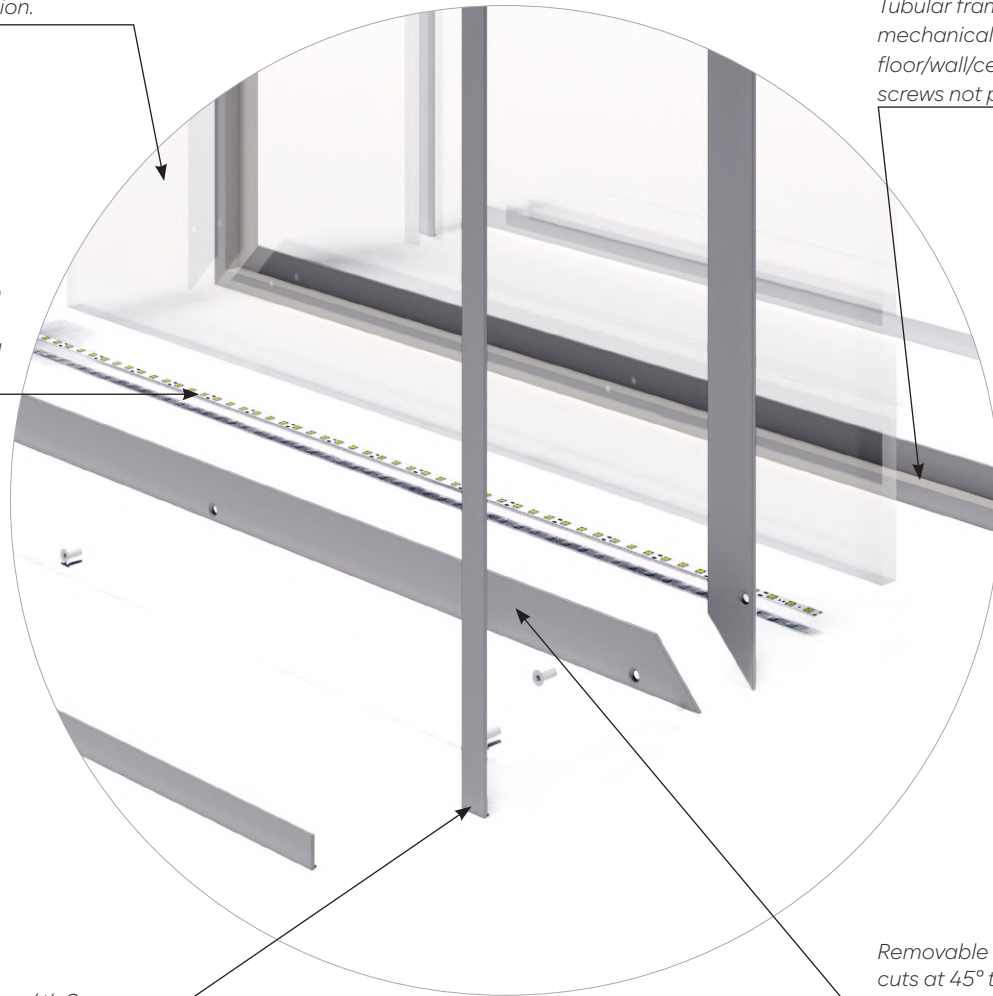
Technical drawing ref. W-A

Description of deliverables

Dacryl® panels delivered in the frame for transport and to be removed for installation.

Prepared LED ribbon lights with wire exit welded and installed ready to connect

Tubular frame to be fixed mechanically floor/wall/ceiling (fixing screws not provided)



Finishing dishes 20 mm / th 2 mm straight cuts to be glued

Removable front plates cuts at 45° th 3 mm width 40 Mechanical mounting provided

STRAIGHT TUBULAR FRAME : ARTWORK

Technical drawing ref. W-A

*Tubular frame
with dishes
fixed backrests*

*Removable plates front
panel th 3 of 40 mm
width
mechanical fixing*



①

*Finishing dishes 20
mm to be glued*

*wire exit
positioning
according to project*

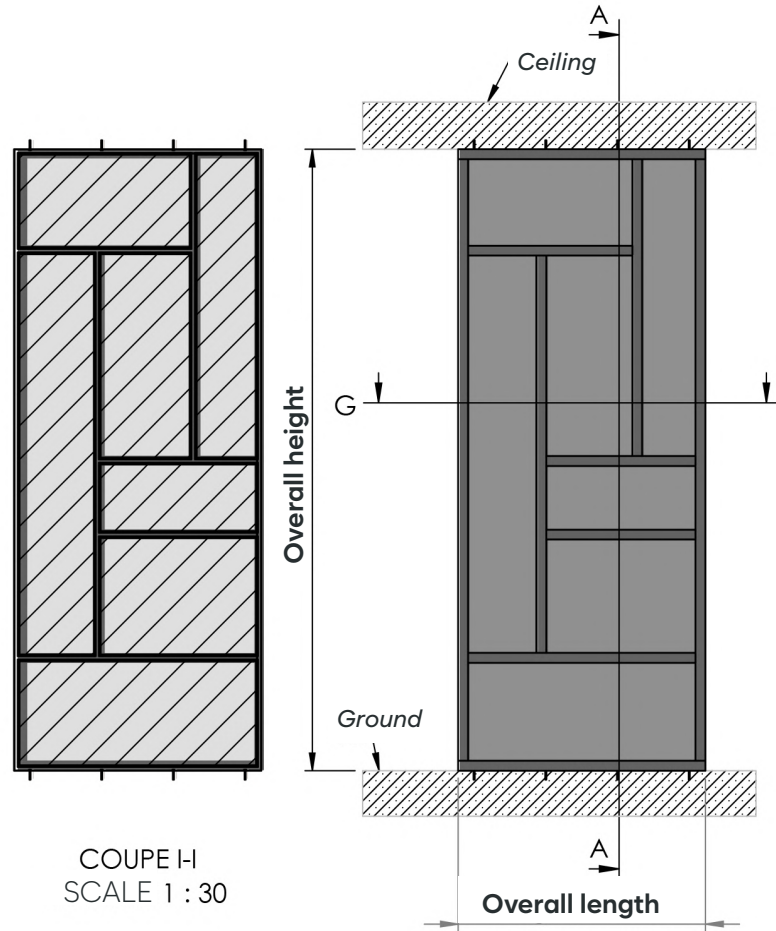


②

STRAIGHT TUBULAR FRAME : ARTWORK

Technical drawing ref. W-A

General Informations



COUPE I-I
SCALE 1 : 30

Note: layout principle for 2500 x 1000 format

Technical plan product description

