


INFINITY WALL

drawing réf. M

INFINITY WALL

Technical plan M



Uses

- Wall mounting

Bindings

- Box frame from glazing beads

Wooden box depth


- 123 mm

Option

- Covering angles

INFINITY WALL


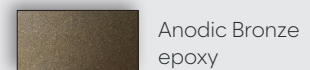


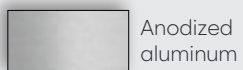
Technical plan M



Framing finishes



Corner trim finishes



Other finishes on quotations

