

# **WALL MOUNTING BY GLUING KITCHEN STAND**

Technical drawing U-C



# WALL MOUNTING BY GLUING: KITCHEN STAND

Technical drawing U-C



## Uses

- . Kitchen stand
- . Wall covering

## Specifics

- . Only in thickness 12 mm
- . Fixing with screw covers according to plans Ref E-1
- . Waterproof Leds

or

- . Compulsory two-coat on the back (color according to RAL or Pantone reference)
- . Bonding with Würth MS Polymer Crystal or Silicone Adhesive
- . Not suitable for inclusions: Broken glass, Glass bubbles, Mother of pearl

## Deliverables


Delivered ready to install:

- . Dacryl® panels with bi-layer and aluminium scotch tape low slice
- . Wire output soldered on leds, ready to connect, glued on angles
- . Power supply 220 V for 12v led lighting
- . Black light leakage covers
- . Würth or silicone glue


# WALL MOUNTING BY GLUING: KITCHEN STAND

## Technical drawing U-C


### Corner finish



Anodized  
aluminum



Black RAL 9005  
Textured



Gold RAL 1036  
Textured



White  
RAL 9010 textured



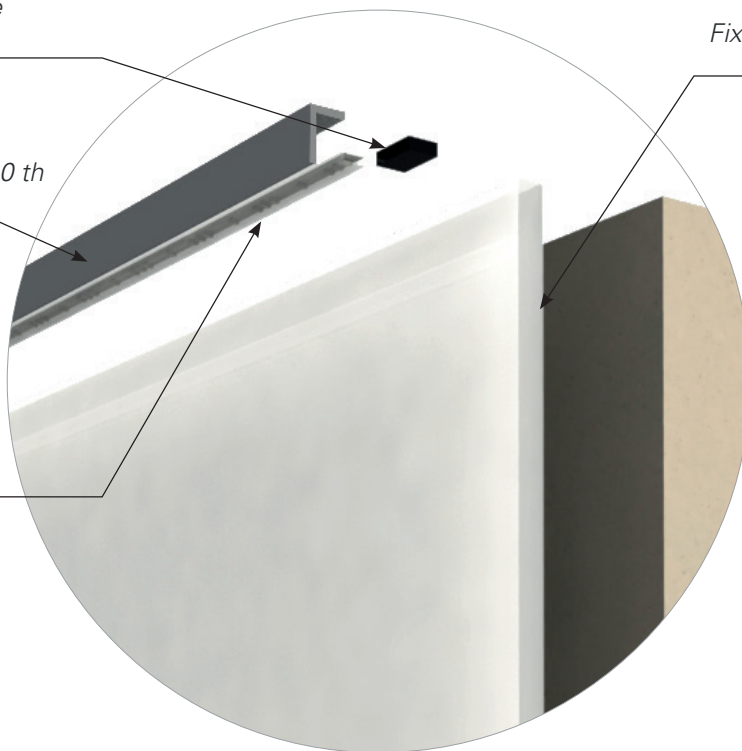
Grey RAL 9006  
Textured

### Description of deliverables

*Dacryl® black light leakage  
covers 13x20 th 5 mm*

*High and low angles 15x20 th  
2 mm glued to the plate*

*Waterproof leds on  
high angle*

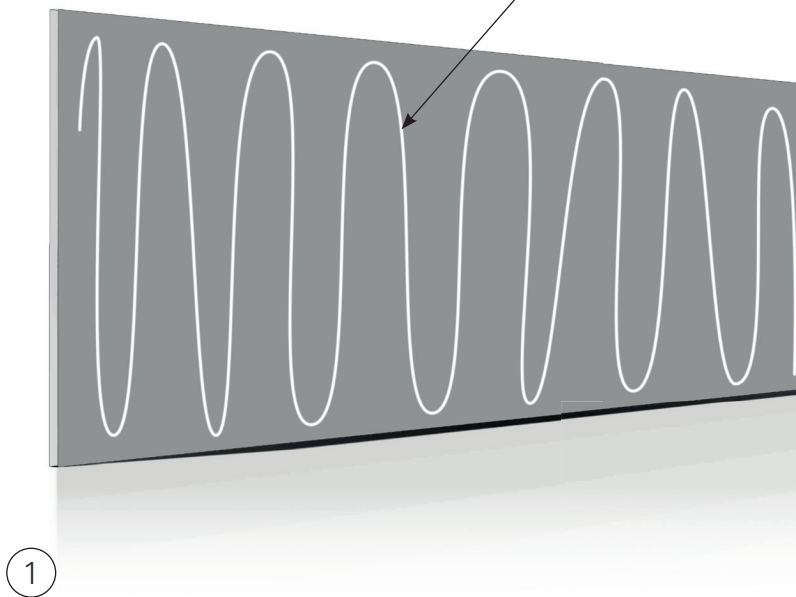


*Dacryl® 12 mm thickness  
with aluminium tape on the  
lower edge and double back  
layer  
Fix to the wall with Wurth glue  
or silicone.*

# WALL MOUNTING BY GLUING: KITCHEN STAND

## Technical drawing U-C


*Bilayer at the back of the Dacryl® plate for application of Wurth or silicone glue*



*Dacryl® wall-mounted adhesive sheet*



*Waterproof led lighting with corniere 15x20 ep 2 to be glued on Dacryl®.*



*Low Corner 15x20 th 2 mm to be glued on Dacryl® sheet*

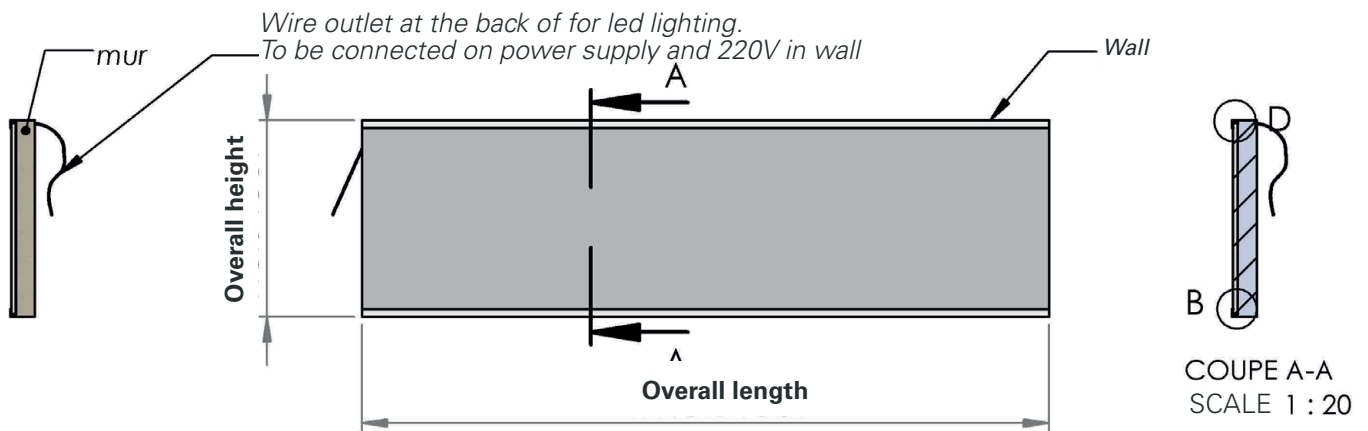
3



# WALL MOUNTING BY GLUING: KITCHEN STAND

## Technical drawing U-C

### General informations



### Technical plan product description

