

TUBULAR SYSTEM PROFILE

Technical drawing T



TUBULAR SYSTEM PROFILE : DETAILS AND FINISHES




Dimensions

- Square tubular structure in steel
for Dacryl® 15 mm thick: 16 × 16 mm
for Dacryl® th. 18 and 20 mm : 20 × 20 mm
- Square tubular structure aluminium (wet rooms)
20 × 20 mm only
- Finishing flats width 50 mm 2 mm thicknes with folded returns
- Lateral U-profiles
for Dacryl thickness 15 mm : 20 x 20 mm
for 18 mm/20 mm thick: 25 x 25 mm


Specificity

- Possible bends
- Mirror-polished stainless steel, polished and brushed brass finishes on order only for U 25x25 profiles


Frame finishes




Anodized aluminum




Black RAL 9005 Textured



Gold RAL 1036 Textured




White RAL 9010 textured




Grey RAL 9006 Textured

Other finishes on quotations

Finishing dishes




Anodized aluminum




Black RAL 9005 Textured



Stainless steel Mirror polished



Brass Polished




Brushed aluminium




White RAL 9010 textured




Stainless steel Brushed



Brass Brushed




Gold RAL 1036 Textured



Grey RAL 9006 Textured

TUBULAR SYSTEM PROFILE

Technical drawing ref. T



Tubular system profile, finish: black lacquered

Uses

- Partition wall straight / verse
- Impost
- Wall application

Bindings

- Floor - ceiling (plan réf. T-1)
- Against a wall (plan réf. T-2)

Dimensions

- Closing dishes
width 50 mm / thickness 2 mm

- Lateral U-profiles
for Dacryl thickness 15 mm :
20 x 20 mm
for 18 mm or 20 mm thick:
25 x 25 mm

Deliverables

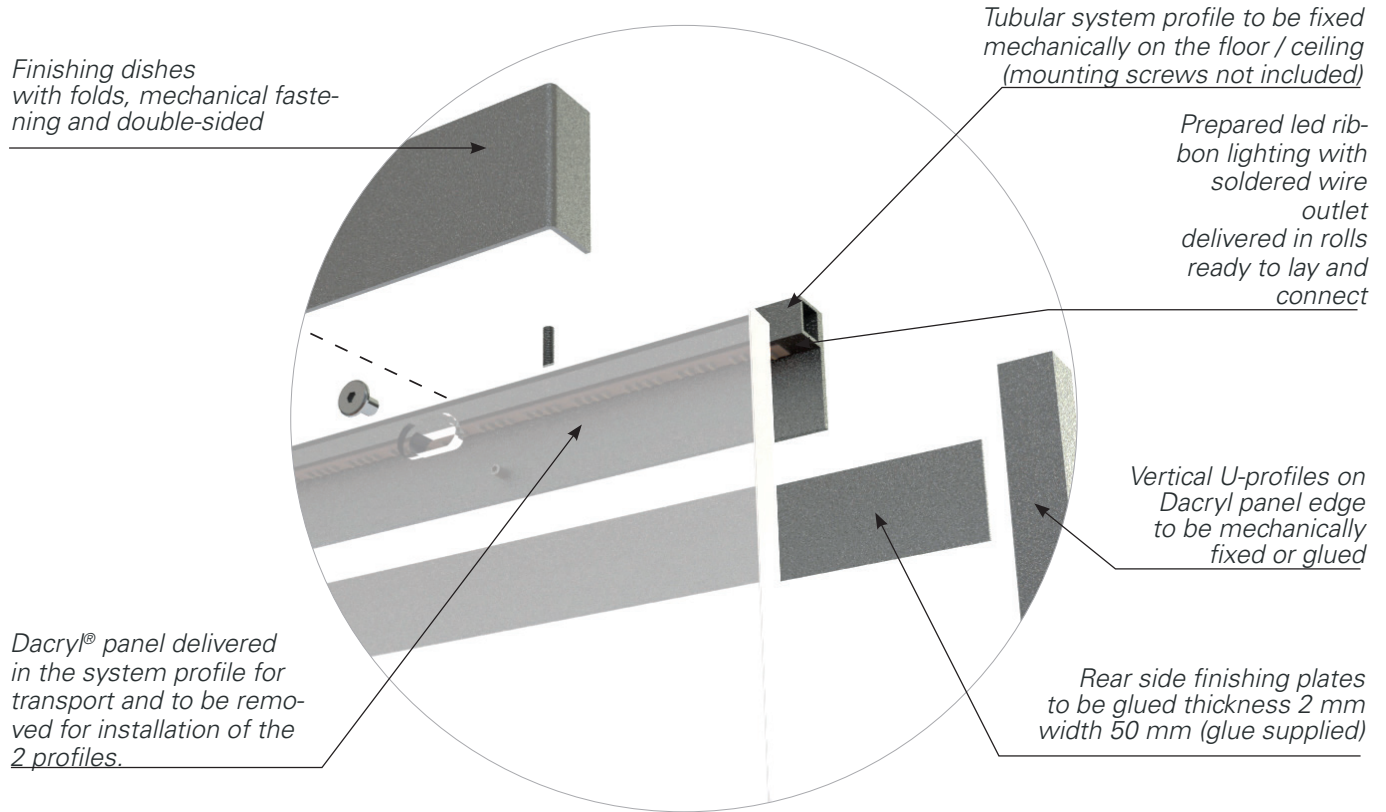
Delivered pre-assembled:

- Dacryl® panels with protections in tubular system profiles
- Tubular system profile
- Led lighting with welded wire outlet, in roll ready to lay and connect
- Power supply 220 V for 12v led lighting
- Finishing flats with folds delivered separately, ready to be mechanically fixed on tubular and double-sided system profiles supplied

TUBULAR SYSTEM PROFILE

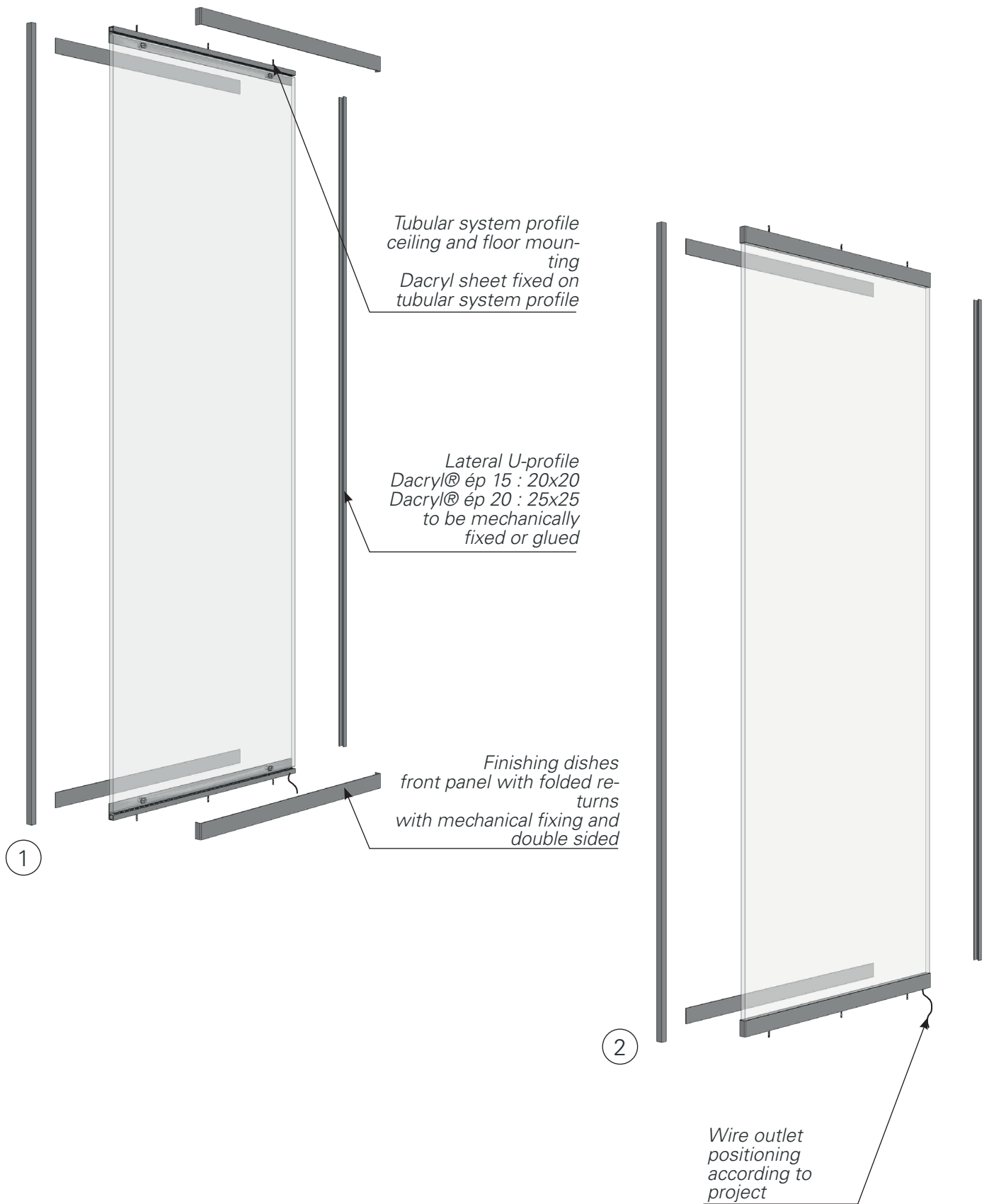
Technical drawing ref. T

Description of deliverables



TUBULAR SYSTEM PROFILE

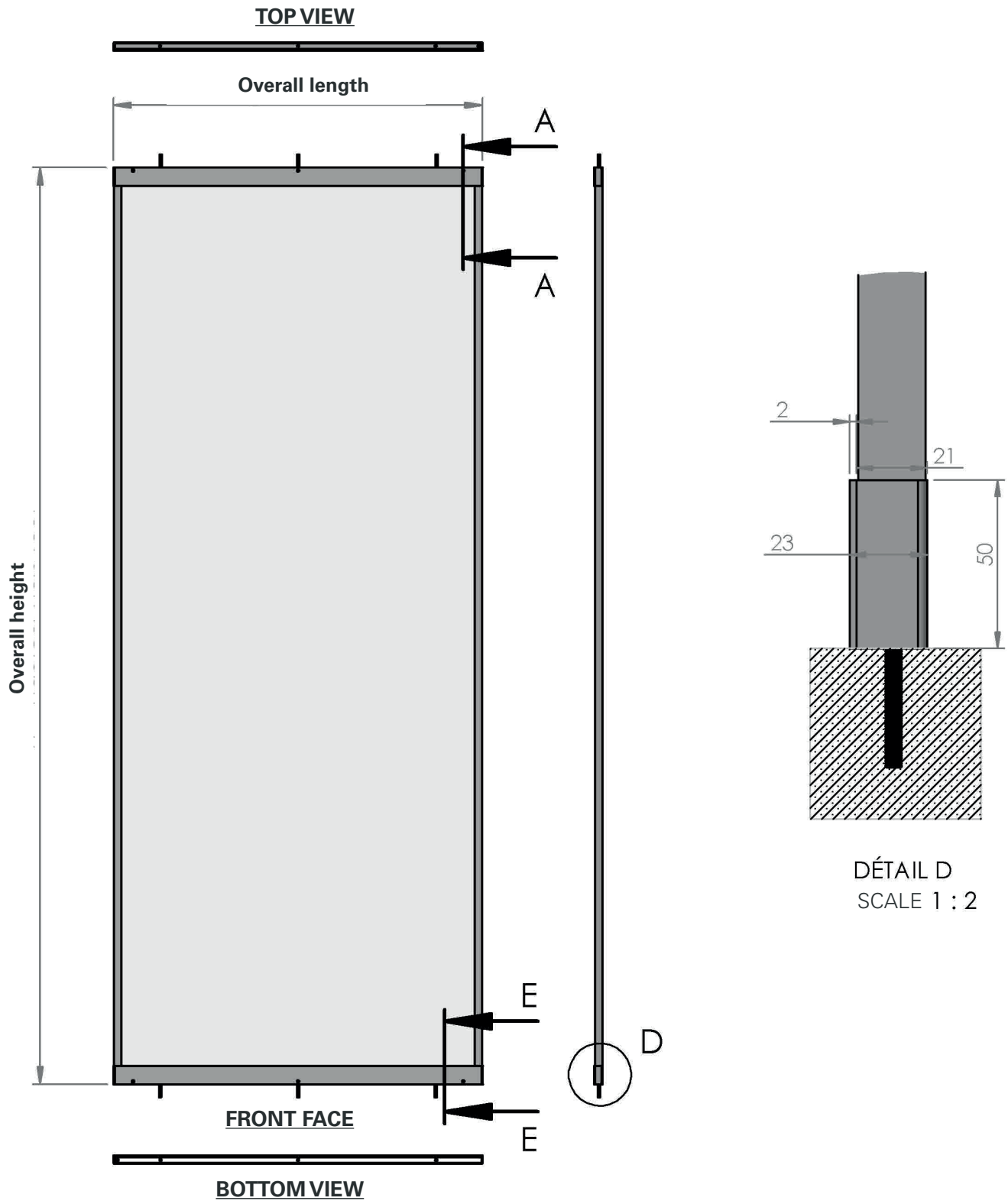
Technical drawing ref. T



TUBULAR SYSTEM PROFILE

Technical drawing ref. T

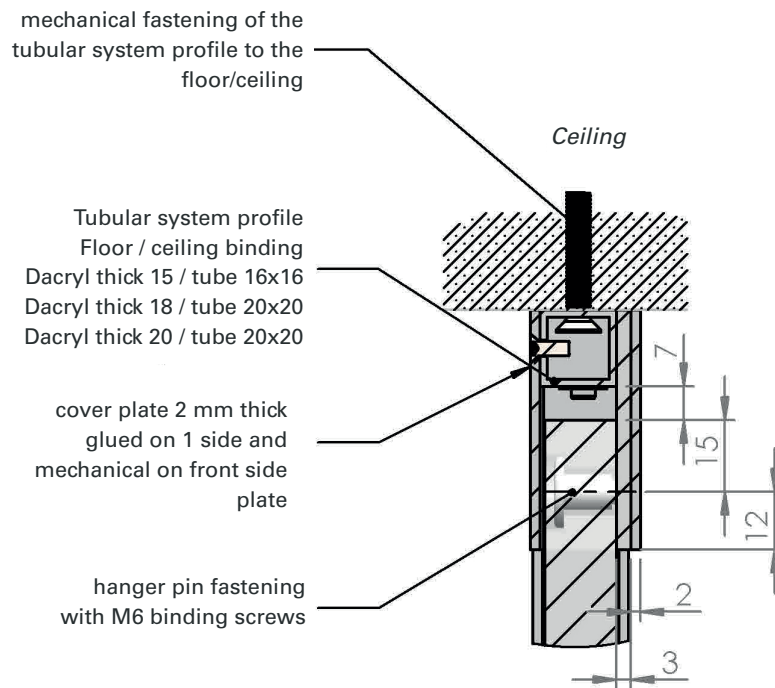
General informations



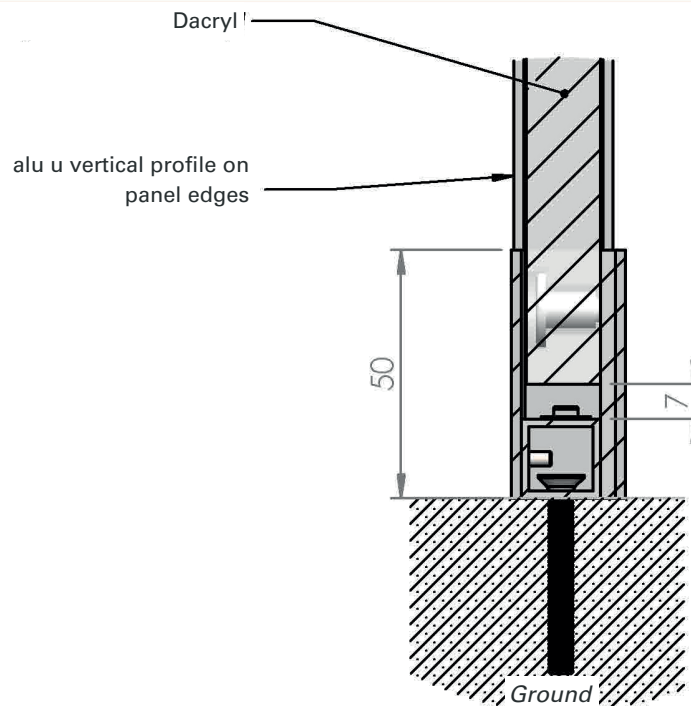
TUBULAR SYSTEM PROFILE

Technical drawing ref. T

Technical plan product description



DÉTAIL B
SCALE 1 : 2



DÉTAIL F
SCALE 1 : 2