


PIVOT-MOUNTED DOOR WITH SASH

Technical drawing P-1



PIVOTED DOOR WITH FIXED SASH : DETAILS AND FINISHES

Opening frame



Dimensions

• Square tubular structure in steel

for Dacryl® 15 mm thick:
16 × 16 mm


• Closing dishes

width 40 mm / thickness 3 mm


• Finishing plates 2 mm thick

width 40 mm

Frame finishes




Anodized aluminum




Black RAL 9005
Textured



Gold RAL 1036
Textured




White
RAL 9010 textured




Grey RAL 9006
Textured

Other finishes on quotations

Finishing dishes (optional)




Anodized aluminum



Black RAL 9005
Textured



Stainless steel
Mirror polished



Brass
Polished



Brushed aluminum



White
RAL 9010 textured




Stainless steel
Brushed



Brass
Brushed



Gold RAL 1036
Textured



Grey RAL 9006
Textured

PIVOT-MOUNTED DOOR WITH SASH

Technical drawing P-1



Pivoted door with frame, finish: mirror-polished stainless steel

Uses

- In impost

Bindings

- Door frame
- Opening on top and bottom pivot

Option

- Led lightning
- Offset pivot
- Dacryl® handle

Dimensions

- Standard doors:

W 830 x H 2040

- Door frame:

angle irons 40 x 20

with tubular reinforcement 40 x 20

- Closing dishes

width : 40 mm

thickness 3 mm

- Finishing dishes

width : 40 mm

thickness 2 mm

Deliverables

Delivered ready to install:

- Dacryl® panels in pivot-opening frame
- Door frame ready to be fixed
- Wire outlet welded on installed leds, coming out of the pivot
- Remote 220 V power supply for 12v led lighting
- Full-height handle on frame opening on 1 side

PIVOT-MOUNTED DOOR WITH SASH

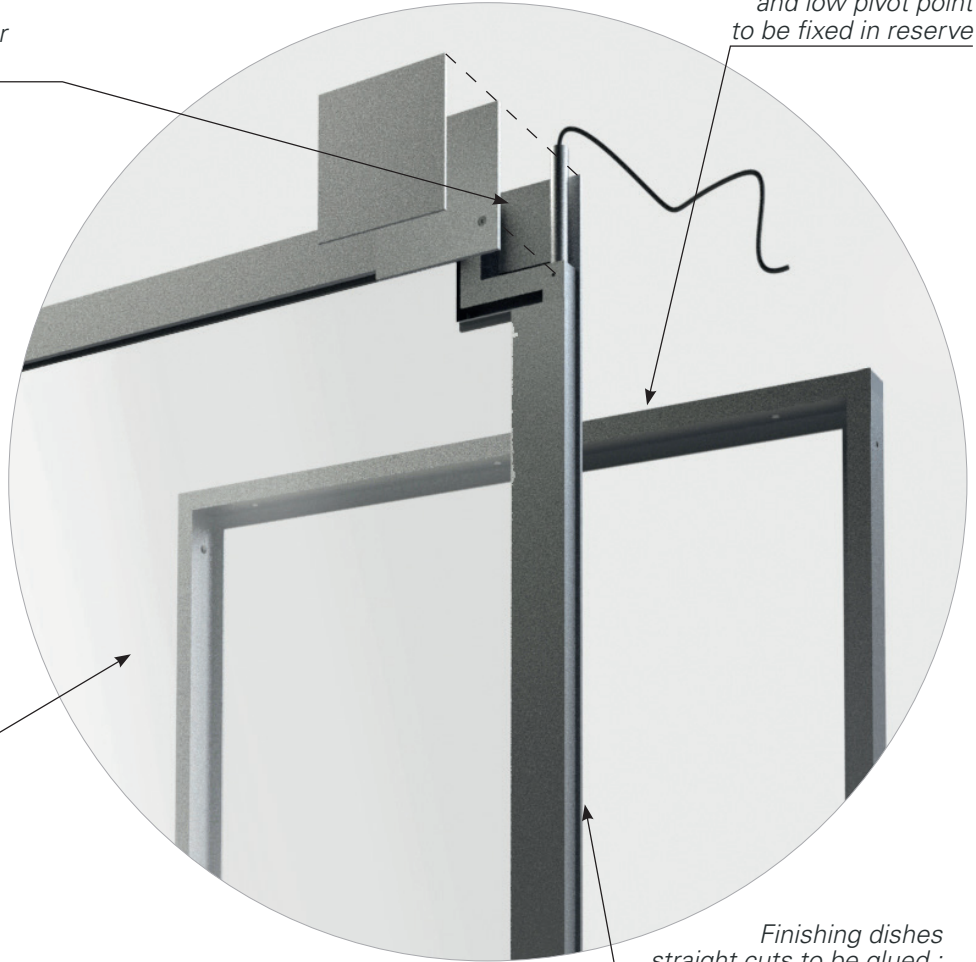
Technical drawing P-1

Description of deliverables

*Adjustable and removable high pivot
for door installation on frame
Low pivot inserted on the floor
with ball bearings*



*Corner frame with
corner profiles with
reinforcement tubes
and low pivot point
to be fixed in reserve*



*Dacryl® in opening
tubular frame
with led lighting
and wire outlet in
high pivot*

*Finishing dishes
straight cuts to be glued :
glue supplied*

PIVOT-MOUNTED DOOR WITH SASH

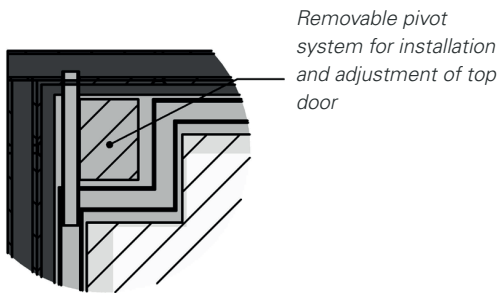
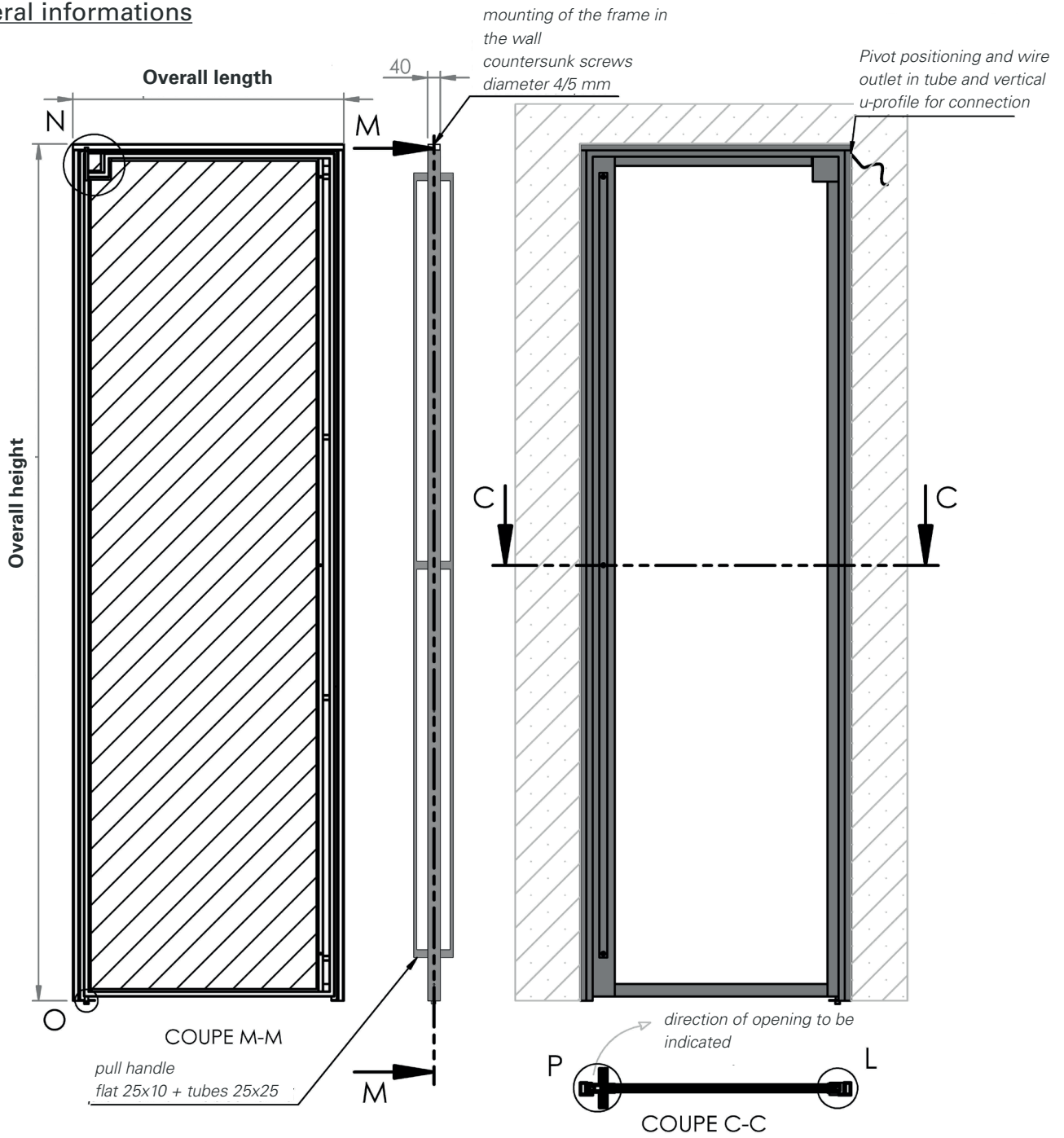
Technical drawing P-1



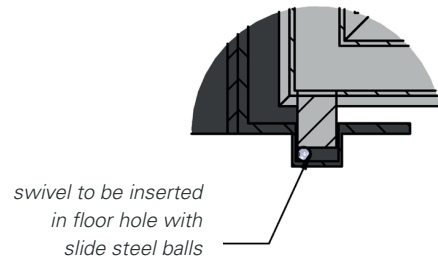
PIVOT-MOUNTED DOOR WITH SASH

Technical drawing P-1

General informations



DÉTAIL N
SCALE 1 : 5



DÉTAIL O
SCALE 1 : 2

PIVOT-MOUNTED DOOR WITH SASH

Technical drawing P-1

Technical plan product description

Horizontal section

