

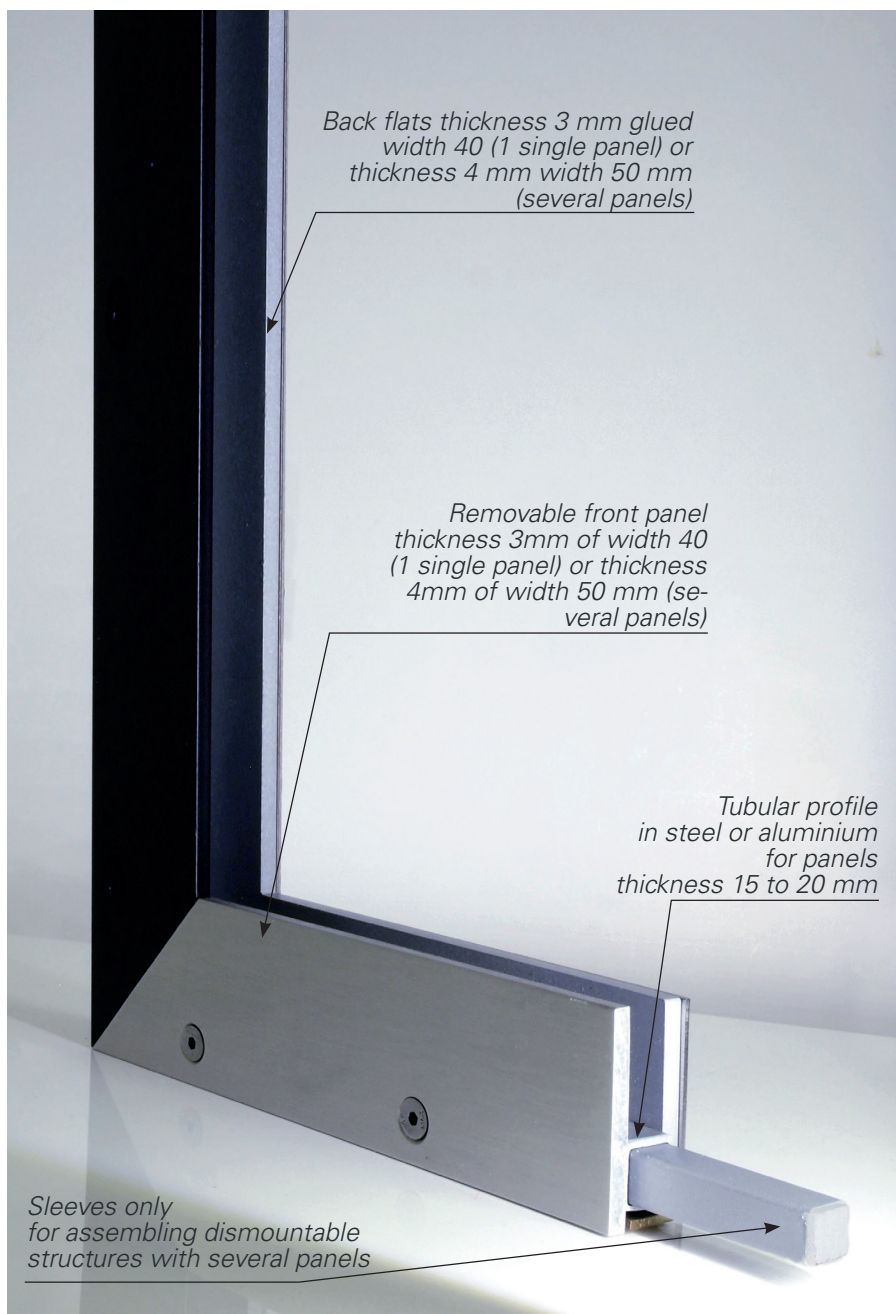


STRAIGHT TUBULAR FRAME SEVERAL PANELS

Technical drawing D-A



TUBULAR SYSTEM: DETAILS AND FINISHES



Dimensions

• Square tubular structure in steel

for Dacryl® 15 mm thick:
16 × 16 mm

for Dacryl® th. 18 and 20 mm :
20 × 20 mm

• Square tubular structure aluminium (wet rooms) 20 × 20 mm only


• Closing dishes

width 40 mm / thickness 3 mm :
1 panel
width 50 mm / thickness 4 mm:
several panels


• Finishing plates 2 mm thick (optional)

width 40 mm : 1 panel
width 50 mm : several panels


Frame finishes



Anodized
aluminum




Black RAL 9005
Textured



Gold RAL 1036
Textured



White
RAL 9010 textured













Grey RAL 9006
Textured

Other finishes on quotations

TUBULAR SYSTEM: DETAILS AND FINISHES



Finishing dishes (optional)

	Anodized aluminum		Black RAL 9005 Textured		Stainless steel Mirror polished		Brass Polished
	Brushed aluminium		White RAL 9010 textured		Stainless steel Brushed		Brass Brushed
			Gold RAL 1036 Textured				
			Grey RAL 9006 Textured				

STRAIGHT TUBULAR FRAME: SEVERAL PANELS

Technical drawing ref. D-A



Straight tubular frame, finish: black lacquered

Uses

- Partition wall straight / verse
- Impost
- Wall application

Bindings

- Floor - ceiling
- Floor - wall
- Wall sconce

Dimensions

- Square tubular structure in steel

for Dacryl® 15 mm thick:

16 × 16 mm

for Dacryl® th. 18 and 20 mm :

20 × 20 mm

- Square tubular structure aluminium (wet rooms)

20 × 20 mm only

- Closing dishes

width 50 mm / thickness 4 mm

- Finishing plates 2 mm thick (optional)

width 50 mm

Deliverables

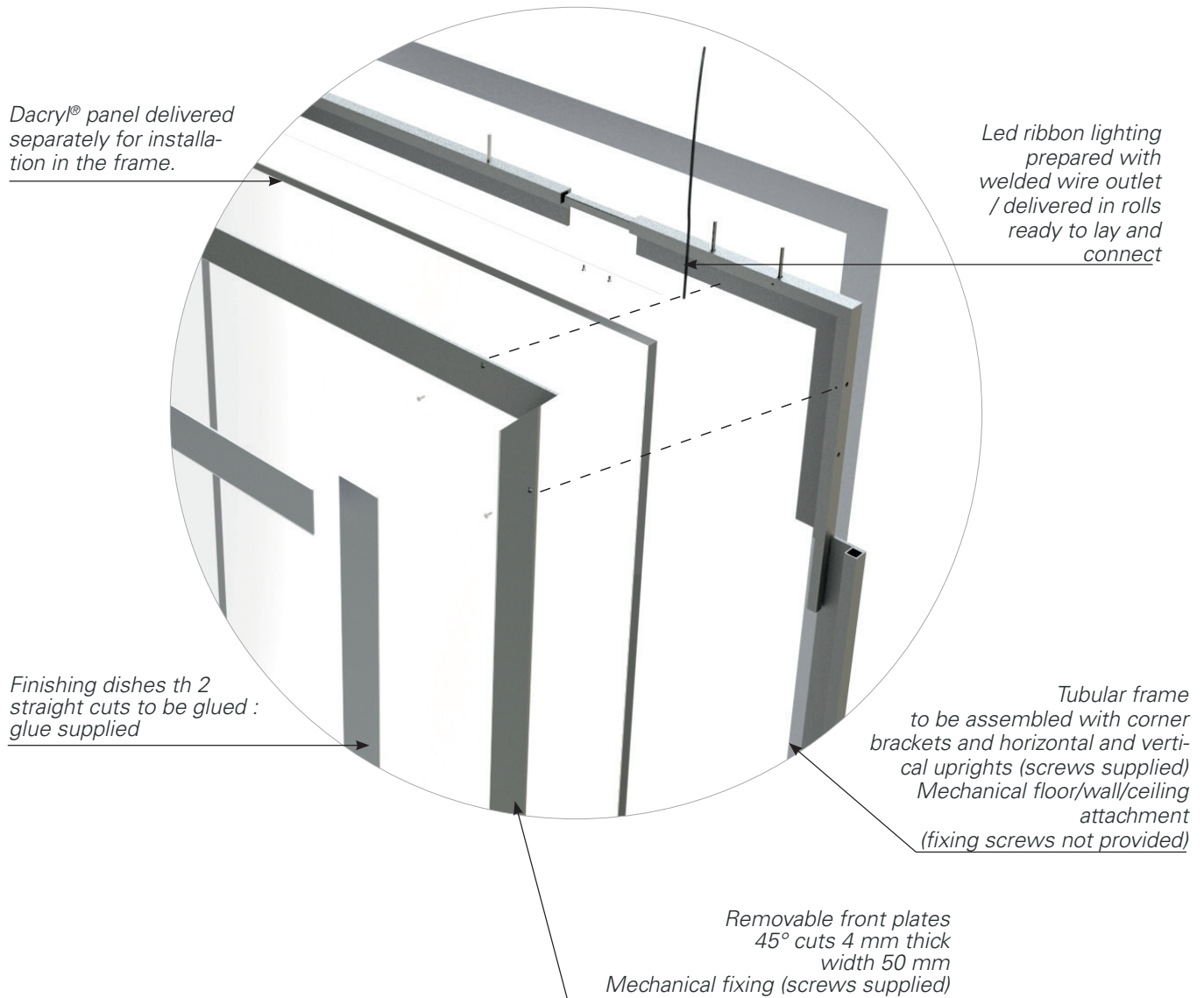
Delivered dismantled:

- Dacryl® panels with protections
- Dismantled tubular frame:
2 vertical uprights + 2 horizontal uprights to be mechanically assembled
+ closing plates (screws supplied)
- Led lighting with welded wire outlet,
in roll ready to lay and connect
- Power supply 220 V for 12v led lighting
- Optional finishing dishes delivered separately, ready to glue (glue supplied)

STRAIGHT TUBULAR FRAME: SEVERAL PANELS

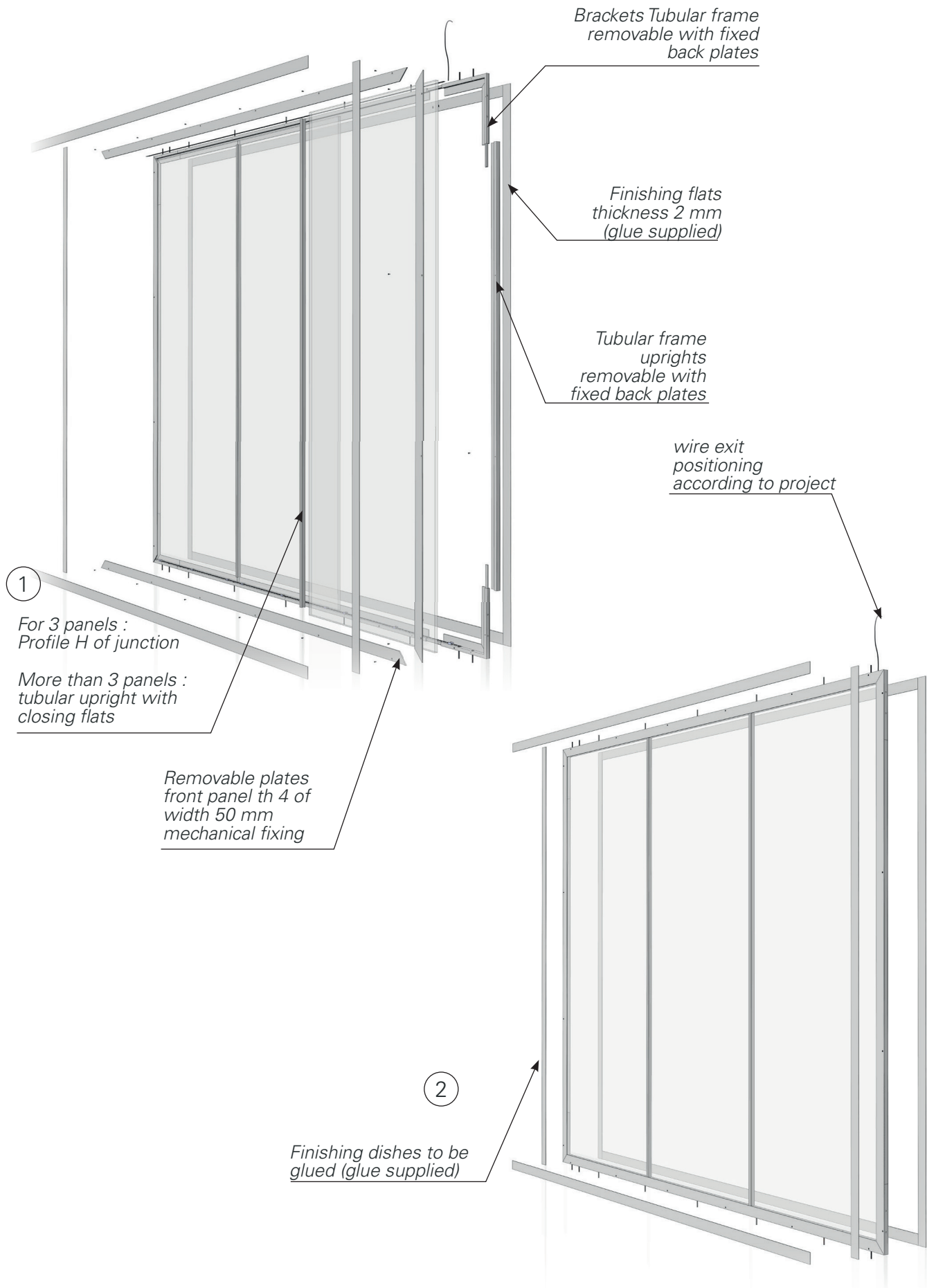
Technical drawing ref. D-A

Description of deliverables



STRAIGHT TUBULAR FRAME: SEVERAL PANELS

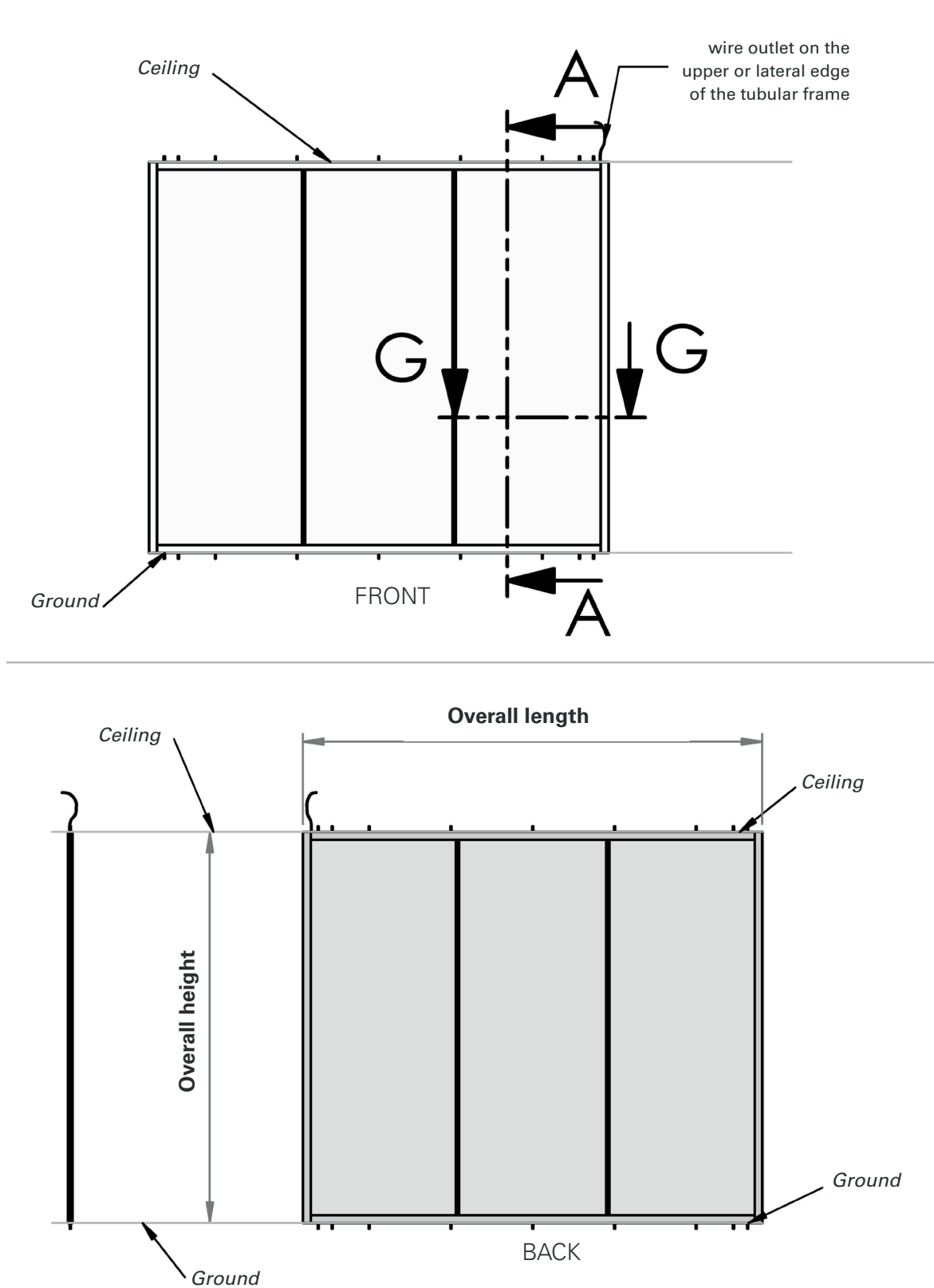
Technical drawing ref. D-A



STRAIGHT TUBULAR FRAME: SEVERAL PANELS

Technical drawing ref. D-A

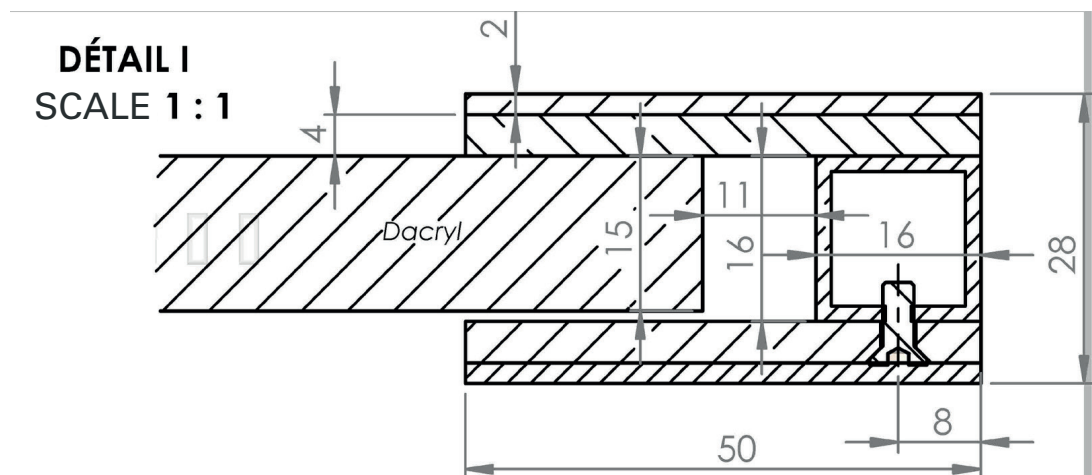
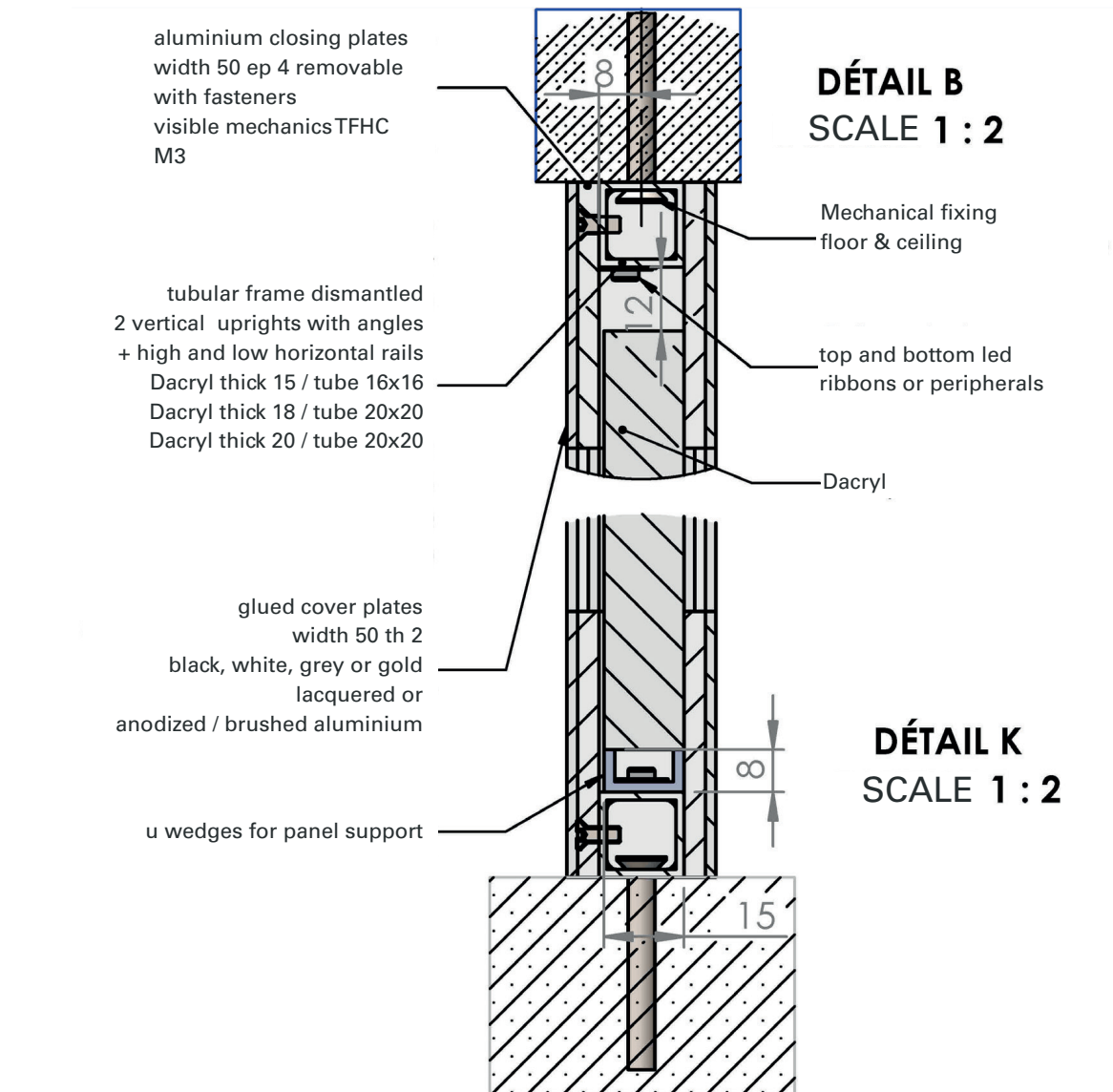
General Informations



STRAIGHT TUBULAR FRAME: SEVERAL PANELS

Technical drawing ref. D-A

Technical plan product description



STRAIGHT TUBULAR FRAME: SEVERAL PANELS


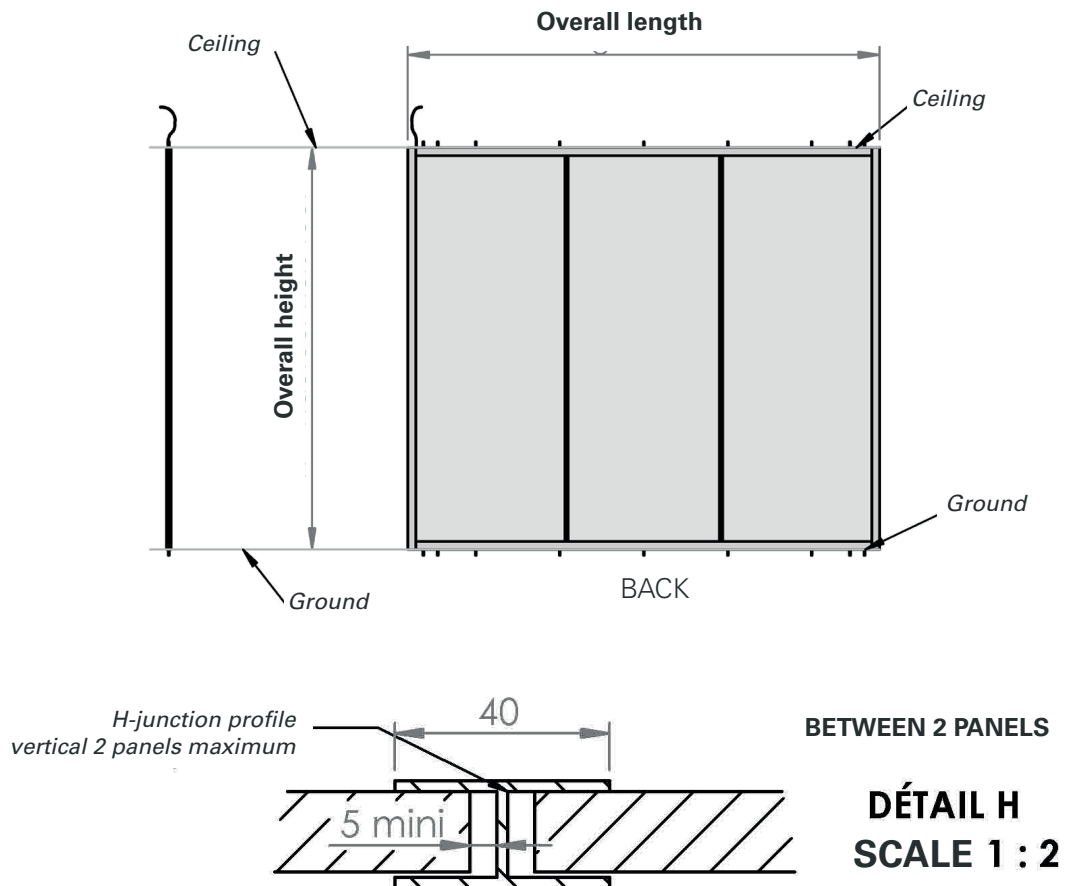
Sheet assembly solutions

① Profile H of junction

For a maximum of 2 to 3 panels
Inclusion Broken Glass Excluded

Sections:

40x20x40 - for Dacryl® th 15 mm
50x25x50- for Dacryl® th 20 mm



STRAIGHT TUBULAR FRAME: SEVERAL PANELS

Sheet assembly solutions

②

Tubular reinforcement for dismountable frames

From 3 panels

Sections:

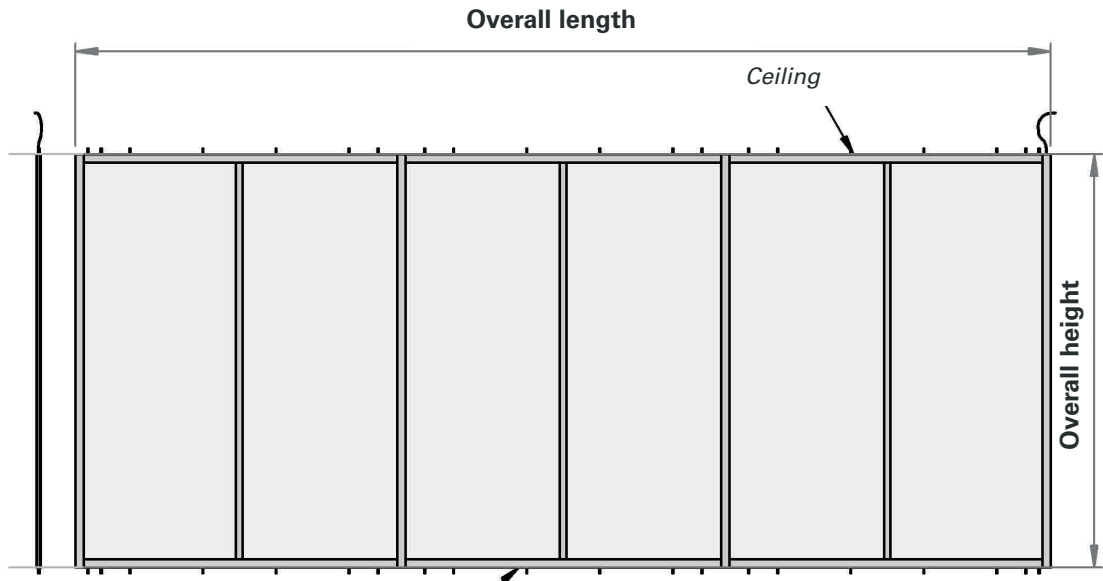
steel core

16x16 for Dacryl® ép 15

or 20x20 for Dacryl® ép 20

Closing plates th 4

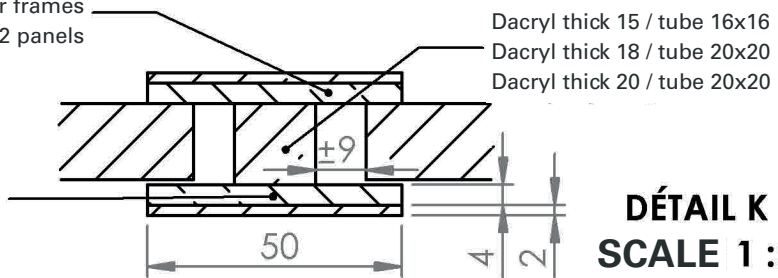
finish th 2 width 50 mm



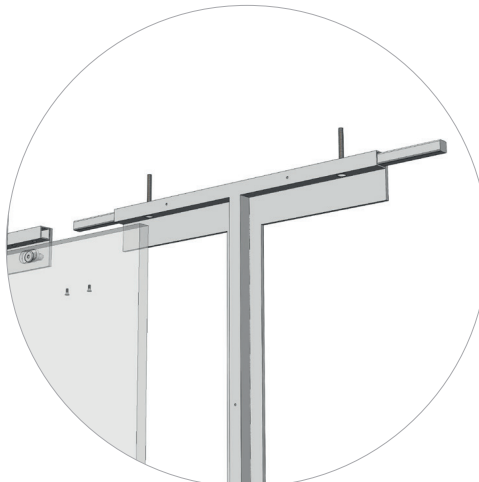
entre un ensemble de 2 panneaux

vertical tubular reinforcement with
2 returns for assembly for frames
composed of more than 2 panels

aluminium closing plates
width 50 ép 4 removable
with fasteners
visible mechanics TFHC
M3



DÉTAIL K
SCALE 1 : 2



STRAIGHT TUBULAR FRAME: SEVERAL PANELS

Straight Dacryl® set composed of more than 3 Dacryl® panels

Only on consultation for study and costing



Straight tubular frame, finish: black lacquered



Straight tubular frame, finish: black lacquered

TUBULAR FRAME RIGHT: SEVERAL PANELS ARTWORK

ARTWORK straight Dacryl® set composed of several panels in an art deco spirit.

Only on consultation for study and costing



*Customized Artwork multi-panel tubular
frame, finish: black lacquer*